



ग्रामीण गृहनिर्माण

दैनिक प्रगती अहवाल :

१४.०८.२०२३

प्रधानमंत्री आवास योजना ग्रामीण – मंजूरी, पूर्ण घरकुले, हप्ते वितरण, भूमिहीन, आर्थिकदृष्ट्या अपुर्ण
राज्य पुरस्कृत ग्रामीण आवास योजना – मंजूरी, पूर्ण घरकुले, हप्ते वितरण, आर्थिकदृष्ट्या अपुर्ण


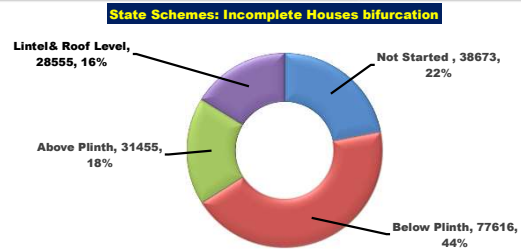
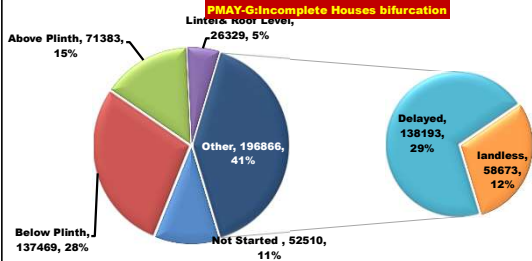
योजना	एकूण मंजूरी	दैनिक मंजूरी	एकूण पूर्ण	दैनिक पूर्ण घरकुले	दैनिक पहिला हप्ता वितरीत	दैनिक दुसरा हप्ता वितरीत	दैनिक तिसरा हप्ता वितरीत
प्रधानमंत्री आवास योजना ग्रामीण	१३९४५९७	०	११०६९०६	११४	०	७	९
राज्य योजना	६०७७२३	८३	४३१४२४	११९	११४३	१७०	२०७
एकूण	२००२३२०	८३	१५३८३३०	२३३	११४३	१७७	२१६

PMAY-G Completion Progress Bar

79.4%

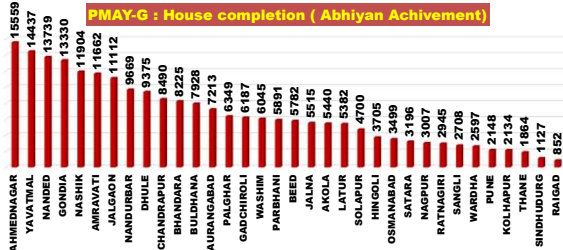
State Schemes Progress Bar

71.0%

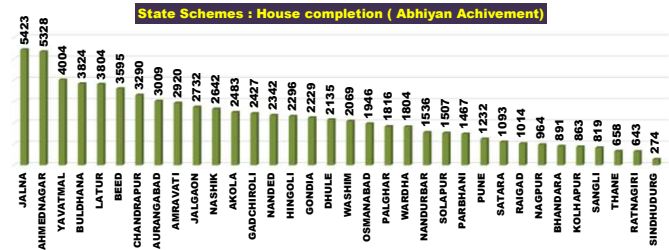


पहिला हप्ता मिळाल्यानंतर ३ महिने उलटूनही अपुर्ण घरकुले
 पहिला हप्ता मिळाल्यानंतर ६ महिने उलटूनही अपुर्ण घरकुले
 पहिला हप्ता मिळाल्यानंतर ९ महिने उलटूनही अपुर्ण घरकुले
 पहिला हप्ता मिळाल्यानंतर १२ महिने उलटूनही अपुर्ण घरकुले
 पहिला हप्ता मिळाल्यानंतर १८ महिने उलटूनही अपुर्ण घरकुले
 पहिला हप्ता मिळाल्यानंतर १० दिवसानंतरही दुसरा हप्ता न मिळालेली घरकुले
 दुसरा हप्ता मिळाल्यानंतर १० दिवसानंतरही तिसरा हप्ता न मिळालेली घरकुले
 तिसरा हप्ता मिळाल्यानंतर १० दिवसानंतरही अपुर्ण घरांची संख्या

PMAY-G : House completion (Abhiyan Achievement)



State Schemes : House completion (Abhiyan Achievement)

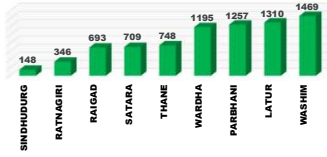


राज्य व्यवस्थापन कक्ष- ग्रामीण गृहनिर्माण

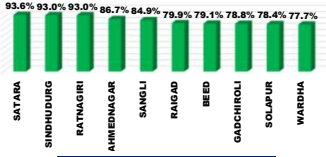
४ था मजला, दक्षिण कक्ष, सिडको भवन, सीबीडी बेलापूर, नवी मुंबई - ४०० ६१४.

Top and Bottom Ten Districts

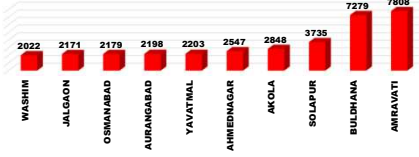
PMAY-G Delayed Houses TOP 10 Dist.



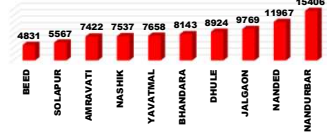
State Schemes Sanction TOP 10 Dist.



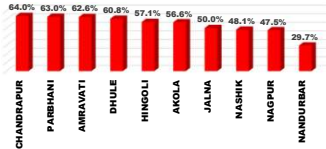
PMAY-G Remaining 1st Installments Bottom 10 Dist



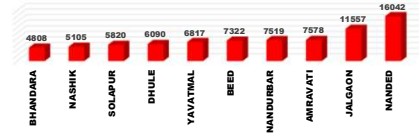
PMAY-G Delayed Houses Bottom 10 Dist.



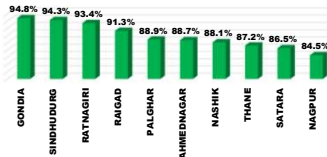
State Schemes Sanction Bottom 10 Dist.



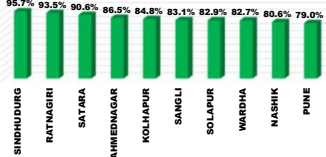
PMAY-G Remaining 2nd Installments Bottom 10 Dist



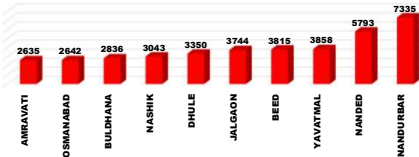
PMAY-G Completion TOP 10 Dist.



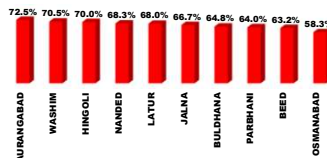
State Schemes Completion TOP 10 Dist.



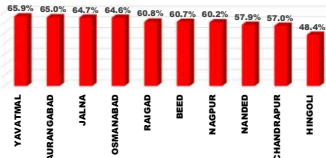
PMAY-G Remaining 3rd Installments Bottom 10 Dist



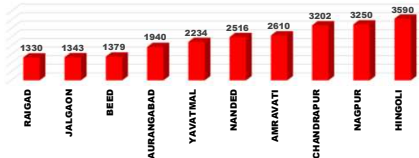
PMAY-G Completion Bottom 10 Dist.



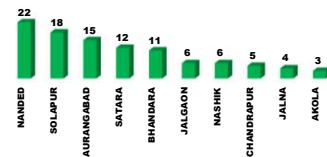
State Schemes Completion Bottom 10 Dist.



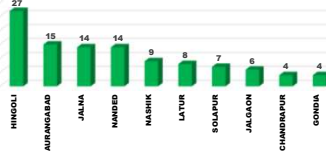
State Schemes Remaining 1st Installments Bottom 10 Dist



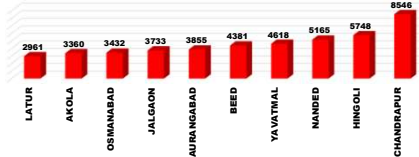
PMAY-G Daily Completion Top 10 Dist.



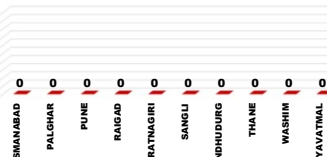
State Schemes Daily Completion Top 10 Dist.



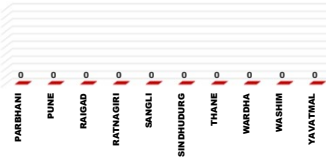
State Schemes Remaining 2nd Installments Bottom 10 Dist



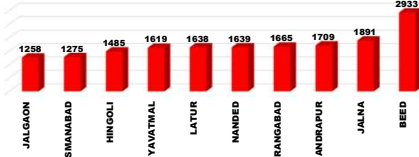
PMAY-G Daily Completion Bottom 10 Dist.



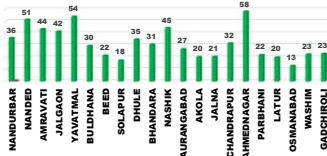
State Schemes Daily Completion Bottom 10 Dist.



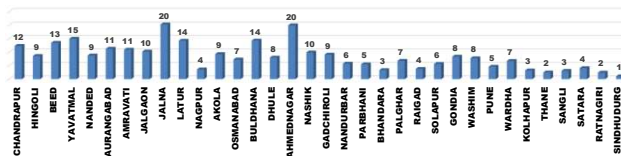
State Schemes Remaining 3rd Installments Bottom 10 Dist



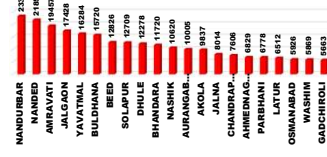
PMAY-G : Current Pace of Completion Per Day (Abhiyan)



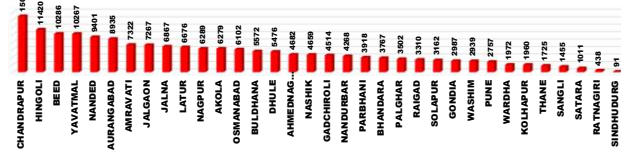
State Schemes : Current Pace of Completion Per Day (Abhiyan)



PMAY-G Required Pace of Completion Per Day



State Schemes Required Pace of Completion Per Day



प्रधानमंत्री आवास योजना ग्रामीण - मंजूरी (PWL+Awaas Plus)

Sr. No.	Division	Target (PWL+Awaas Plus)	12.08.2023	14.08.2023	Daily Achivement	Remaining
1	NASHIK DIV.	412019	411673	411673	0	346
2	AMRAVATI DIV.	270828	269836	269836	0	992
3	AURANGABAD DIV.	236300	235624	235624	0	676
4	NAGPUR DIV.	289034	288398	288377	0	657
5	KONKAN DIV.	69517	69469	69469	0	48
6	PUNE DIV.	120610	119673	119618	0	992
Total		1398308	1394673	1394597	0	3711

Sr. No.	District	Target (PWL+Awaas Plus)	12.08.2023	14.08.2023	Daily Achivement	Remaining
1	AHMEDNAGAR	60551	60468	60468	0	83
2	AKOLA	48598	48374	48374	0	224
3	AMRAVATI	93192	92744	92744	0	448
4	AURANGABAD	36366	36350	36350	0	16
5	BEED	34984	34836	34836	0	148
6	BHANDARA	64125	63957	63957	0	168
7	BULDHANA	44705	44669	44669	0	36
8	CHANDRAPUR	42516	42435	42435	0	81
9	DHULE	64664	64648	64648	0	16
10	GADCHIROLI	31635	31617	31617	0	18
11	GONDIA	95992	95895	95895	0	97
12	HINGOLI	18083	18083	18083	0	0
13	JALGAON	78561	78458	78458	0	103
14	JALNA	24035	24035	24035	0	0
15	KOLHAPUR	17410	17221	17221	0	189
16	LATUR	20415	20368	20368	0	47
17	NAGPUR	36720	36549	36549	0	171
18	NANDED	69191	68905	68905	0	286
19	NANDURBAR	118812	118784	118784	0	28
20	NASHIK	89431	89315	89315	0	116
21	OSMANABAD	14309	14205	14205	0	104
22	PALGHAR	35188	35188	35188	0	0
23	PARBHANI	18917	18842	18842	0	75
24	PUNE	19230	19184	19184	0	46
25	RAIGAD	9821	9819	9819	0	2
26	RATNAGIRI	9804	9794	9794	0	10
27	SANGLI	21508	21364	21364	0	144
28	SATARA	14707	14532	14532	0	175
29	SINDHUDURG	5132	5096	5096	0	36
30	THANE	9572	9572	9572	0	0
31	WASHIM	20100	19920	19920	0	180
32	YAVATMAL	64233	64129	64129	0	104
33	WARDHA	18046	17945	17924	-21	122
34	SOLAPUR	47755	47372	47317	-55	438
Total		1398308	1394673	1394597	0	3711

Remaining Sanction RANK

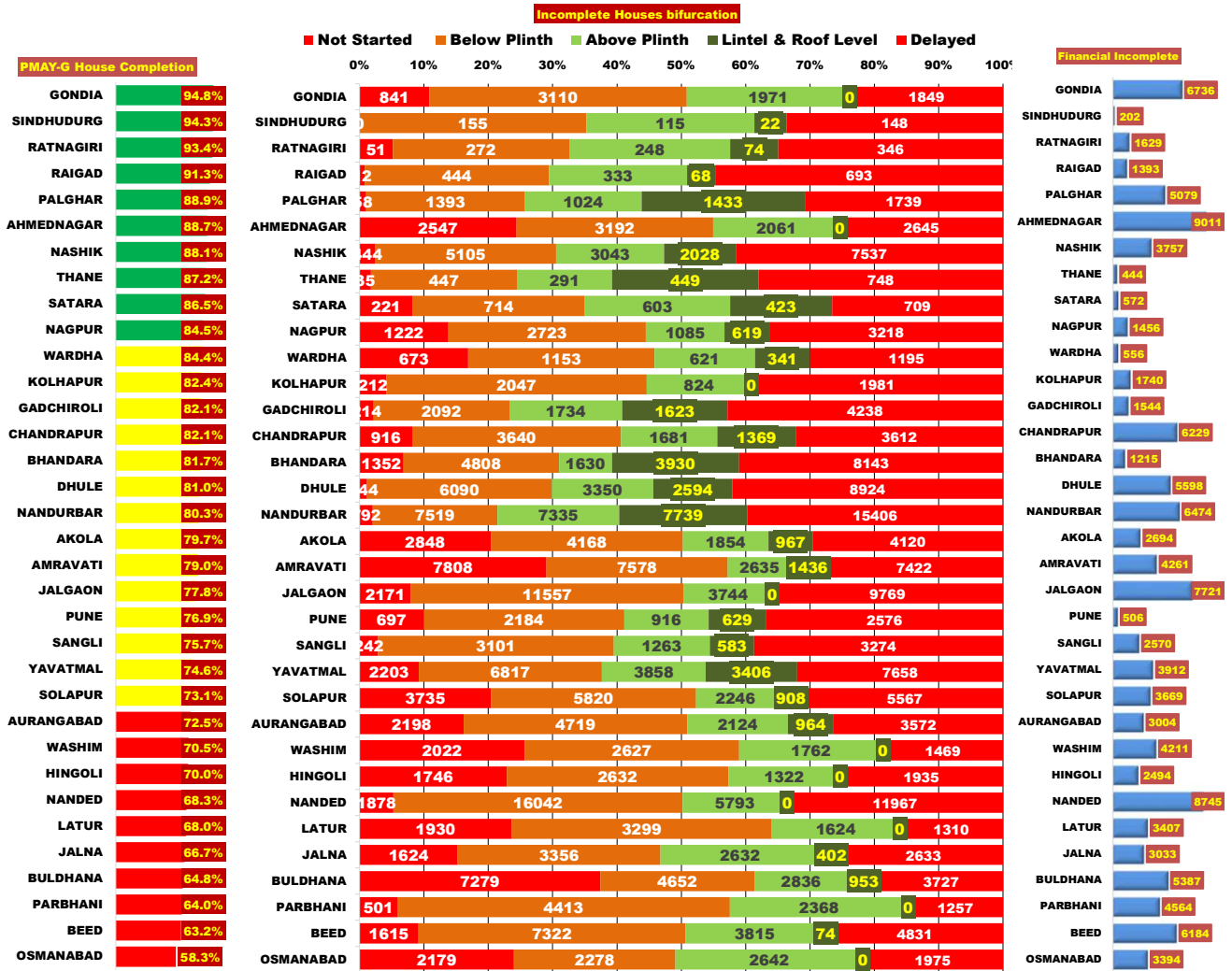
HINGOLI	0
JALNA	0
PALGHAR	0
THANE	0
RAIGAD	2
RATNAGIRI	10
AURANGABAD	16
DHULE	16
GADCHIROLI	18
NANDURBAR	28
BULDHANA	36
SINDHUDURG	36
PUNE	46
LATUR	47
PARBHANI	75
CHANDRAPUR	81
AHMEDNAGAR	83
GONDIA	97
JALGAON	103
OSMANABAD	104
YAVATMAL	104
NASHIK	116
WARDHA	122
SANGLI	144
BEED	148
BHANDARA	168
NAGPUR	171
SATARA	175
WASHIM	180
KOLHAPUR	189
AKOLA	224
NANDED	286
SOLAPUR	438
AMRAVATI	448

प्रधानमंत्री आवास योजना - ग्रामीण : भूमिहीन लाभार्थी अहवाल

Sr. No.	District	Google Sheet Report			AwaasSoft Report			
		Total Landless	Provided land	Remaining	Landless beneficiaries tagged in AwaasSoft	Landless beneficiaries provided land	Remaining Landless	Remaining Tag (provided land)
1	DHULE	18	18	0	18	18	0	0
2	GADCHIROLI	8	8	0	9	9	0	-1
3	GONDIA	2450	2450	0	2457	2329	128	121
4	KOLHAPUR	257	257	0	253	228	25	29
5	NANDURBAR	0	0	0	0	0	0	0
6	PALGHAR	11	11	0	11	11	0	0
7	RAIGAD	6	6	0	6	6	0	0
8	RATNAGIRI	23	23	0	23	23	0	0
9	SINDHUDURG	420	420	0	418	418	0	2
10	NANDED	354	322	32	373	263	110	59
11	THANE	112	80	32	118	60	58	20
12	BEED	212	125	87	364	66	298	59
13	SANGLI	338	213	125	353	142	211	71
14	SATARA	882	682	200	880	578	302	104
15	PARBHANI	307	63	244	302	54	248	9
16	NASHIK	1794	1471	323	1696	1162	534	309
17	PUNE	2069	1603	466	2065	867	1198	736
18	CHANDRAPUR	2457	1908	549	2502	1614	888	294
19	WARDHA	2365	1808	557	2408	1803	605	5
20	NAGPUR	4588	3704	884	4659	3549	1110	155
21	HINGOLI	1713	796	917	1713	466	1247	330
22	JALNA	1359	406	953	1374	85	1289	321
23	LATUR	2184	1150	1034	2258	810	1448	340
24	BHANDARA	5061	4002	1059	5072	4109	963	-107
25	JALGAON	22530	21460	1070	22585	20901	1684	559
26	WASHIM	3215	1678	1537	3259	1524	1735	154
27	AURANGABAD	3266	1700	1566	3250	1807	1443	-107
28	OSMANABAD	2258	531	1727	2367	56	2311	475
29	YAVATMAL	3666	1640	2026	3606	1521	2085	119
30	AKOLA	7278	5134	2144	7226	5120	2106	14
31	AHMEDNAGAR	7585	5237	2348	7792	5117	2675	120
32	SOLAPUR	6559	3944	2615	6555	3277	3278	667
33	BULDHANA	15352	9266	6086	15705	9146	6559	120
34	AMRAVATI	20723	13727	6996	19840	12841	6999	886
	Total	121420	85843	35577	121517	79980	41537	6078

प्रधानमंत्री आवास योजना ग्रामीण - पूर्ण घरकूले

Sr. No.	Division	Sanction	12.08.2023	14.08.2023	Daily Achivement	Remaining	Avg. Completed Per Day From 20.11.22 to Today	To be Completed Per Day till 15.08.23
1	AURANGABAD DIV.	235624	158240	158287	47	77337	190	77337
2	PUNE DIV.	119618	92278	92308	30	27310	56	27310
3	NAGPUR DIV.	288377	249944	249964	20	38413	157	38413
4	NASHIK DIV.	411673	341119	341133	14	70540	216	70540
5	AMRAVATI DIV.	269836	202666	202669	3	67167	170	67167
6	KONKAN DIV.	69469	62545	62545	0	6924	49	6924
Total		1394597	1106792	1106906	114	287691	838	287691



प्रधानमंत्री आवास योजना ग्रामीण - पूर्ण घरकूले

Sr. No.	District	Sanction	12.08.2023	14.08.2023	Daily Achivement	Remaining	Avg. Completed Per Day From 20.11.22 to Today	To be Completed in Per Day till 15.08.23
1	NANDED	68905	47027	47049	22	21856	51	21856
2	SOLAPUR	47317	34590	34608	18	12709	18	12709
3	AURANGABAD	36350	26330	26345	15	10005	27	10005
4	SATARA	14532	12559	12571	12	1961	12	1961
5	BHANDARA	63957	52226	52237	11	11720	31	11720
6	JALGAON	78458	61024	61030	6	17428	42	17428
7	NASHIK	89315	78689	78695	6	10620	45	10620
8	CHANDRAPUR	42435	34824	34829	5	7606	32	7606
9	JALNA	24035	16017	16021	4	8014	21	8014
10	AKOLA	48374	38534	38537	3	9837	20	9837
11	WARDHA	17924	15133	15136	3	2788	10	2788
12	AHMEDNAGAR	60468	53637	53639	2	6829	58	6829
13	HINGOLI	18083	12661	12663	2	5420	14	5420
14	PARBHANI	18842	12062	12064	2	6778	22	6778
15	BEED	34836	22009	22010	1	12826	22	12826
16	LATUR	20368	13855	13856	1	6512	20	6512
17	NAGPUR	36549	30899	30900	1	5649	11	5649
18	AMRAVATI	92744	73287	73287	0	19457	44	19457
19	BULDHANA	44669	28949	28949	0	15720	30	15720
20	DHULE	64648	52370	52370	0	12278	35	12278
21	GADCHIROLI	31617	25954	25954	0	5663	23	5663
22	GONDIA	95895	90908	90908	0	4987	50	4987
23	KOLHAPUR	17221	14196	14196	0	3025	8	3025
24	NANDURBAR	118784	95399	95399	0	23385	36	23385
25	OSMANABAD	14205	8279	8279	0	5926	13	5926
26	PALGHAR	35188	31280	31280	0	3908	24	3908
27	PUNE	19184	14758	14758	0	4426	8	4426
28	RAIGAD	9819	8962	8962	0	857	3	857
29	RATNAGIRI	9794	9149	9149	0	645	11	645
30	SANGLI	21364	16175	16175	0	5189	10	5189
31	SINDHUDURG	5096	4804	4804	0	292	4	292
32	THANE	9572	8350	8350	0	1222	7	1222
33	WASHIM	19920	14051	14051	0	5869	23	5869
34	YAVATMAL	64129	47845	47845	0	16284	54	16284
Total		1394597	1106792	1106906	114	287691	838	287691

राज्यपुरस्कृत आवास योजना ग्रामीण - मंजूरी

Sr. No.	Division	Target	12.08.2023	14.08.2023	Daily Achivement	Remaining
1	NAGPUR DIV.	163668	108654	108702	48	54966
2	NASHIK DIV.	207115	118753	118782	29	88333
3	AMRAVATI DIV.	156577	103871	103877	6	52700
4	KONKAN DIV.	44681	34845	34845	0	9836
5	PUNE DIV.	79398	63924	63924	0	15474
6	AURANGABAD DIV.	269168	177593	177593	0	91575
Total		920607	607640	607723	83	312884

Sr. No.	District	Target	12.08.2023	14.08.2023	Daily Achivement	Remaining
1	WARDHA	14707	11382	11430	48	3277
2	NASHIK	49930	23999	24013	14	25917
3	NANDURBAR	51420	15257	15269	12	36151
4	YAVATMAL	40759	30063	30069	6	10690
5	JALGAON	34417	25761	25764	3	8653
6	AHMEDNAGAR	39938	34636	34636	0	5302
7	AKOLA	34781	19696	19696	0	15085
8	AMRAVATI	36242	22703	22703	0	13539
9	AURANGABAD	36954	25517	25517	0	11437
10	BEED	33057	26164	26164	0	6893
11	BHANDARA	21794	16429	16429	0	5365
12	BULDHANA	28967	20422	20422	0	8545
13	CHANDRAPUR	54555	34918	34918	0	19637
14	DHULE	31410	19100	19100	0	12310
15	GADCHIROLI	20609	16250	16250	0	4359
16	GONDIA	18712	13866	13866	0	4846
17	HINGOLI	38798	22138	22138	0	16660
18	JALNA	38892	19459	19459	0	19433
19	KOLHAPUR	16830	12902	12902	0	3928
20	LATUR	35680	26710	26710	0	8970
21	NAGPUR	33291	15809	15809	0	17482
22	NANDED	34410	22332	22332	0	12078
23	OSMANABAD	22761	17240	17240	0	5521
24	PALGHAR	16073	11748	11748	0	4325
25	PARBHANI	28616	18033	18033	0	10583
26	PUNE	17336	13138	13138	0	4198
27	RAIGAD	10569	8444	8444	0	2125
28	RATNAGIRI	7197	6690	6690	0	507
29	SANGLI	10132	8604	8604	0	1528
30	SATARA	11532	10795	10795	0	737
31	SINDHUDURG	2268	2109	2109	0	159
32	SOLAPUR	23568	18485	18485	0	5083
33	THANE	8574	5854	5854	0	2720
34	WASHIM	15828	10987	10987	0	4841
Total		920607	607640	607723	83	312884

Remaining Sanction RANK

SINDHUDURG	159
RATNAGIRI	507
SATARA	737
SANGLI	1528
RAIGAD	2125
THANE	2720
WARDHA	3277
KOLHAPUR	3928
PUNE	4198
PALGHAR	4325
GADCHIROLI	4359
WASHIM	4841
GONDIA	4846
SOLAPUR	5083
AHMEDNAGAR	5302
BHANDARA	5365
OSMANABAD	5521
BEED	6893
BULDHANA	8545
JALGAON	8653
LATUR	8970
PARBHANI	10583
YAVATMAL	10690
AURANGABAD	11437
NANDED	12078
DHULE	12310
AMRAVATI	13539
AKOLA	15085
HINGOLI	16660
NAGPUR	17482
JALNA	19433
CHANDRAPUR	19637
NASHIK	25917
NANDURBAR	36151

राज्यपुरस्कृत आवास योजना ग्रामीण - प्रलंबीत मंजूरी

Sr. No.	Division	रमाई आवास योजना	शबरी आवास योजना	आदीम आवास योजना	पारधी आवास योजना	य.च.मु.व योजना	धनगर आवास योजना	एकूण
1	KONKAN DIV.	1470	8315	25	4	22	0	9836
2	PUNE DIV.	11600	3632	4	55	20	163	15474
3	AMRAVATI DIV.	32014	20204	194	9	245	34	52700
4	NAGPUR DIV.	27713	24932	252	2	2040	27	54966
5	NASHIK DIV.	21456	66708	61	20	59	29	88333
6	AURANGABAD DIV.	61982	28185	238	26	304	840	91575
	Total	156235	151976	774	116	2690	1093	312884

Sr. No.	District	रमाई आवास योजना	शबरी आवास योजना	आदीम आवास योजना	पारधी आवास योजना	य.च.मु.व योजना	धनगर आवास योजना	एकूण
1	SINDHUDURG	128	14	16	1	0	0	159
2	RATNAGIRI	400	84	0	1	22	0	507
3	SATARA	727	10	0	0	0	0	737
4	SANGLI	1486	30	0	12	0	0	1528
5	RAIGAD	522	1601	0	2	0	0	2125
6	THANE	321	2393	6	0	0	0	2720
7	WARDHA	923	2220	134	0	0	0	3277
8	KOLHAPUR	3730	35	0	0	0	163	3928
9	PUNE	844	3316	4	14	20	0	4198
10	PALGHAR	99	4223	3	0	0	0	4325
11	GADCHIROLI	1078	3255	26	0	0	0	4359
12	WASHIM	3625	1216	0	0	0	0	4841
13	GONDIA	3245	1586	0	0	0	15	4846
14	SOLAPUR	4813	241	0	29	0	0	5083
15	AHMEDNAGAR	2655	2647	0	0	0	0	5302
16	BHANDARA	3871	1446	0	0	36	12	5365
17	OSMANABAD	5118	264	0	0	139	0	5521
18	BEED	5587	1300	0	6	0	0	6893
19	BULDHANA	5765	2746	0	0	0	34	8545
20	JALGAON	3579	5041	0	4	0	29	8653
21	LATUR	7200	933	0	4	0	833	8970
22	PARBHANI	7664	2764	0	0	155	0	10583
23	YAVATMAL	5759	4657	194	1	79	0	10690
24	AURANGABAD	7172	4259	0	6	0	0	11437
25	NANDED	5211	6621	238	8	0	0	12078
26	DHULE	3860	8391	0	0	59	0	12310
27	AMRAVATI	5255	8111	0	7	166	0	13539
28	AKOLA	11610	3474	0	1	0	0	15085
29	HINGOLI	7044	9616	0	0	0	0	16660
30	NAGPUR	12091	5387	0	0	4	0	17482
31	JALNA	16986	2428	0	2	10	7	19433
32	CHANDRAPUR	6505	11038	92	2	2000	0	19637
33	NASHIK	10415	15435	61	6	0	0	25917
34	NANDURBAR	947	35194	0	10	0	0	36151
	Total	156235	151976	774	116	2690	1093	312884

राज्यपुरस्कृत आवास योजना ग्रामीण - पूर्ण घरकूले

Sr. No.	Division	Sanction	12.08.2023	14.08.2023	Daily Achivement	Remaining	Avg. Completed Per Day From 20.11.22 to Today	To be Completed in Per Day till 15.08.23
1	AURANGABAD DIV.	177593	113908	113988	80	63605	89	63605
2	NASHIK DIV.	118782	92415	92430	15	26352	54	26352
3	PUNE DIV.	63924	53569	53579	10	10345	21	10345
4	NAGPUR DIV.	108702	74141	74150	9	34552	43	34552
5	AMRAVATI DIV.	103877	71494	71498	4	32379	57	32379
6	KONKAN DIV.	34845	25778	25779	1	9066	16	9066
	Total	607723	431305	431424	119	176299	281	176299

Sr. No.	District	Sanction	29-11-1955	29-11-1955	Daily Achivement	Remaining	Avg. Completed Per Day From 20.11.22 to Today	To be Completed in Per Day till 15.08.23
1	HINGOLI	22138	10691	10718	27	11420	9	11420
2	AURANGABAD	25517	16567	16582	15	8935	11	8935
3	JALNA	19459	12578	12592	14	6867	20	6867
4	NANDED	22332	12917	12931	14	9401	9	9401
5	NASHIK	24013	19345	19354	9	4659	10	4659
6	LATUR	26710	20026	20034	8	6676	14	6676
7	SOLAPUR	18485	15316	15323	7	3162	6	3162
8	JALGAON	25764	18491	18497	6	7267	10	7267
9	CHANDRAPUR	34918	19891	19895	4	15023	12	15023
10	GONDIA	13866	10875	10879	4	2987	8	2987
11	BULDHANA	20422	14847	14850	3	5572	14	5572
12	SATARA	10795	9781	9784	3	1011	4	1011
13	BEED	26164	15876	15878	2	10286	13	10286
14	AKOLA	19696	13416	13417	1	6279	9	6279
15	BHANDARA	16429	12661	12662	1	3767	3	3767
16	PALGHAR	11748	8245	8246	1	3502	7	3502
17	AHMEDNAGAR	34636	29954	29954	0	4682	20	4682
18	AMRAVATI	22703	15381	15381	0	7322	11	7322
19	DHULE	19100	13624	13624	0	5476	8	5476
20	GADCHIROLI	16250	11736	11736	0	4514	9	4514
21	KOLHAPUR	12902	10942	10942	0	1960	3	1960
22	NAGPUR	15809	9520	9520	0	6289	4	6289
23	NANDURBAR	15269	11001	11001	0	4268	6	4268
24	OSMANABAD	17240	11138	11138	0	6102	7	6102
25	PARBHANI	18033	14115	14115	0	3918	5	3918
26	PUNE	13138	10381	10381	0	2757	5	2757
27	RAIGAD	8444	5134	5134	0	3310	4	3310
28	RATNAGIRI	6690	6252	6252	0	438	2	438
29	SANGLI	8604	7149	7149	0	1455	3	1455
30	SINDHUDURG	2109	2018	2018	0	91	1	91
31	THANE	5854	4129	4129	0	1725	2	1725
32	WARDHA	11430	9458	9458	0	1972	7	1972
33	WASHIM	10987	8048	8048	0	2939	8	2939
34	YAVATMAL	30069	19802	19802	0	10267	15	10267
	Total	607723	431305	431424	119	176299	281	176299

राज्य योजना अपूर्ण घरकुले

Sr. No.	Division	रमाई आवास योजना	शबरी आवास योजना	आदीम आवास योजना	पारधी आवास योजना	य.च.मु.व योजना	धनगर आवास योजना	एकूण
1	KONKAN DIV.	1072	7375	599	0	8	12	9066
2	PUNE DIV.	8855	960	56	58	54	362	10345
3	NASHIK DIV.	12298	13719	25	127	20	163	26352
4	AMRAVATI DIV.	17959	10881	2270	212	1002	55	32379
5	NAGPUR DIV.	11159	18487	676	23	4197	10	34552
6	AURANGABAD DIV.	54635	8461	48	64	299	98	63605
	Total	105978	59883	3674	484	5580	700	176299

Sr. No.	District	रमाई आवास योजना	शबरी आवास योजना	आदीम आवास योजना	पारधी आवास योजना	य.च.मु.व योजना	धनगर आवास योजना	Completion%
1	SINDHUDURG	90	1	0	0	0	0	95.7%
2	RATNAGIRI	405	21	4	0	8	0	93.5%
3	SATARA	946	32	0	0	33	0	90.6%
4	AHMEDNAGAR	2647	1999	0	16	20	0	86.5%
5	KOLHAPUR	1566	12	0	0	20	362	84.8%
6	SANGLI	1444	7	0	4	0	0	83.1%
7	SOLAPUR	3071	82	0	8	1	0	82.9%
8	WARDHA	1172	663	136	1	0	0	82.7%
9	NASHIK	2654	1950	25	30	0	0	80.6%
10	PUNE	1828	827	56	46	0	0	79.0%
11	GONDIA	1473	1514	0	0	0	0	78.5%
12	PARBHANI	3354	469	0	0	95	0	78.3%
13	BHANDARA	1605	1342	0	0	810	10	77.1%
14	LATUR	6536	140	0	0	0	0	75.0%
15	WASHIM	1915	1019	0	2	0	3	73.3%
16	BULDHANA	5015	488	0	17	0	52	72.7%
17	GADCHIROLI	1412	2811	291	0	0	0	72.2%
18	NANDURBAR	1029	3239	0	0	0	0	72.0%
19	JALGAON	3500	3537	0	67	0	163	71.8%
20	DHULE	2468	2994	0	14	0	0	71.3%
21	THANE	263	1204	258	0	0	0	70.5%
22	PALGHAR	66	3294	142	0	0	0	70.2%
23	AKOLA	4937	1307	0	35	0	0	68.1%
24	AMRAVATI	3641	3497	0	28	156	0	67.7%
25	YAVATMAL	2451	4570	2270	130	846	0	65.9%
26	AURANGABAD	7551	1377	0	7	0	0	65.0%
27	JALNA	6631	82	0	8	48	98	64.7%
28	OSMANABAD	5822	83	0	41	156	0	64.6%
29	RAIGAD	248	2855	195	0	0	12	60.8%
30	BEED	9784	494	0	8	0	0	60.7%
31	NAGPUR	887	5388	0	6	8	0	60.2%
32	NANDED	8904	449	48	0	0	0	57.9%
33	CHANDRAPUR	4610	6769	249	16	3379	0	57.0%
34	HINGOLI	6053	5367	0	0	0	0	48.4%
	Total	105978	59883	3674	484	5580	700	71.0%

प्रधानमंत्री आवास योजना ग्रामीण - हप्ते वितरण

Sr. No.	Division	1st Installment (Daily Achivement)	1st Installment Remaining	2nd Installment (Daily Achivement)	2nd Installment Remaining	3rd Installment (Daily Achivement)	3rd Installment Remaining
1	AURANGABAD DIV.	0	13671	5	44061	6	22320
2	PUNE DIV.	0	5107	2	13866	2	5852
3	NASHIK DIV.	0	6198	0	33463	1	19533
4	AMRAVATI DIV.	0	22160	0	25842	0	12945
5	NAGPUR DIV.	0	5218	0	17526	0	8722
6	KONKAN DIV.	0	156	0	2711	0	2011
Total		0	52510	7	137469	9	71383

PMAY-G 1st Ins Pending

SINDHUDURG	0
RAIGAD	12
THANE	35
RATNAGIRI	51
PALGHAR	58
KOLHAPUR	212
GADCHIROLI	214
SATARA	221
SANGLI	242
DHULE	244
NASHIK	444
PARBHANI	501
WARDHA	673
PUNE	697
NANDURBAR	792
GONDIA	841
CHANDRAPUR	916
NAGPUR	1222
BHANDARA	1352
BEED	1615
JALNA	1624
HINGOLI	1746
NANDED	1878
LATUR	1930
WASHIM	2022
JALGAON	2171
OSMANABAD	2179
AURANGABAD	2198
YAVATMAL	2203
AHMEDNAGAR	2547
AKOLA	2848
SOLAPUR	3735
BULDHANA	7279
AMRAVATI	7808

PMAY-G 2nd Ins Pending

SINDHUDURG	155
RATNAGIRI	272
RAIGAD	444
THANE	447
SATARA	714
WARDHA	1153
PALGHAR	1393
KOLHAPUR	2047
GADCHIROLI	2092
PUNE	2184
OSMANABAD	2278
WASHIM	2627
HINGOLI	2632
NAGPUR	2723
SANGLI	3101
GONDIA	3110
AHMEDNAGAR	3192
LATUR	3299
JALNA	3356
CHANDRAPUR	3640
AKOLA	4168
PARBHANI	4413
BULDHANA	4652
AURANGABAD	4719
BHANDARA	4808
NASHIK	5105
SOLAPUR	5820
DHULE	6090
YAVATMAL	6817
BEED	7322
NANDURBAR	7519
AMRAVATI	7578
JALGAON	11557
NANDED	16042

PMAY-G 3rd Ins Pending

SINDHUDURG	115
RATNAGIRI	248
THANE	291
RAIGAD	333
SATARA	603
WARDHA	621
KOLHAPUR	824
PUNE	916
PALGHAR	1024
NAGPUR	1085
SANGLI	1263
HINGOLI	1322
LATUR	1624
BHANDARA	1630
CHANDRAPUR	1681
GADCHIROLI	1734
WASHIM	1762
AKOLA	1854
GONDIA	1971
AHMEDNAGAR	2061
AURANGABAD	2124
SOLAPUR	2246
PARBHANI	2368
JALNA	2632
AMRAVATI	2635
OSMANABAD	2642
BULDHANA	2836
NASHIK	3043
DHULE	3350
JALGAON	3744
BEED	3815
YAVATMAL	3858
NANDED	5793
NANDURBAR	7335

प्रधानमंत्री आवास योजना ग्रामीण - हप्ते वितरण

Sr. No.	District	1st Installment (Daily Achivement)	1st Installment Remaining	2nd Installment (Daily Achivement)	2nd Installment Remaining	3rd Installment (Daily Achivement)	3rd Installment Remaining
1	AURANGABAD	0	2198	5	4719	5	2124
2	PUNE	0	697	2	2184	2	916
3	JALGAON	0	2171	0	11557	1	3744
4	JALNA	0	1624	0	3356	1	2632
5	AHMEDNAGAR	0	2547	0	3192	0	2061
6	AKOLA	0	2848	0	4168	0	1854
7	AMRAVATI	0	7808	0	7578	0	2635
8	BEED	0	1615	0	7322	0	3815
9	BHANDARA	0	1352	0	4808	0	1630
10	BULDHANA	0	7279	0	4652	0	2836
11	CHANDRAPUR	0	916	0	3640	0	1681
12	DHULE	0	244	0	6090	0	3350
13	GADCHIROLI	0	214	0	2092	0	1734
14	GONDIA	0	841	0	3110	0	1971
15	HINGOLI	0	1746	0	2632	0	1322
16	KOLHAPUR	0	212	0	2047	0	824
17	LATUR	0	1930	0	3299	0	1624
18	NAGPUR	0	1222	0	2723	0	1085
19	NANDED	0	1878	0	16042	0	5793
20	NANDURBAR	0	792	0	7519	0	7335
21	NASHIK	0	444	0	5105	0	3043
22	OSMANABAD	0	2179	0	2278	0	2642
23	PALGHAR	0	58	0	1393	0	1024
24	PARBHANI	0	501	0	4413	0	2368
25	RAIGAD	0	12	0	444	0	333
26	RATNAGIRI	0	51	0	272	0	248
27	SANGLI	0	242	0	3101	0	1263
28	SATARA	0	221	0	714	0	603
29	SINDHUDURG	0	0	0	155	0	115
30	SOLAPUR	0	3735	0	5820	0	2246
31	THANE	0	35	0	447	0	291
32	WARDHA	0	673	0	1153	0	621
33	WASHIM	0	2022	0	2627	0	1762
34	YAVATMAL	0	2203	0	6817	0	3858
	Total	0	52510	7	137469	9	71383

राज्यपुरस्कृत आवास योजना ग्रामीण - हप्ते वितरण

Sr. No.	Division	1st Installment (Daily Achivement)	1st Installment Remaining	2nd Installment (Daily Achivement)	2nd Installment Remaining	3rd Installment (Daily Achivement)	3rd Installment Remaining
1	AURANGABAD DIV.	474	13141	105	30246	116	13544
2	NASHIK DIV.	215	5176	36	10449	37	5361
3	NAGPUR DIV.	244	9223	8	15891	5	4302
4	AMRAVATI DIV.	183	6580	5	13835	9	5134
5	PUNE DIV.	3	2095	16	4098	37	1826
6	KONKAN DIV.	24	2458	0	3097	3	1288
Total		1143	38673	170	77616	207	31455

State Schemes 1st Ins Pending

SINDHUDURG	5
RATNAGIRI	42
SANGLI	165
PALGHAR	170
SATARA	243
WARDHA	360
BULDHANA	467
KOLHAPUR	518
WASHIM	532
GONDIA	574
PUNE	584
SOLAPUR	585
PARBHANI	635
AHMEDNAGAR	670
AKOLA	737
DHULE	817
JALNA	874
GADCHIROLI	900
THANE	911
BHANDARA	937
LATUR	1014
NASHIK	1146
OSMANABAD	1193
NANDURBAR	1200
RAIGAD	1330
JALGAON	1343
BEED	1379
AURANGABAD	1940
YAVATMAL	2234
NANDED	2516
AMRAVATI	2610
CHANDRAPUR	3202
NAGPUR	3250
HINGOLI	3590

State Schemes 2nd Ins Pending

SINDHUDURG	52
RATNAGIRI	115
SATARA	268
THANE	272
SANGLI	680
NANDURBAR	718
PUNE	826
WARDHA	893
KOLHAPUR	966
RAIGAD	1037
BHANDARA	1354
SOLAPUR	1358
GONDIA	1383
WASHIM	1447
NASHIK	1456
GADCHIROLI	1467
PALGHAR	1621
BULDHANA	1781
DHULE	1899
PARBHANI	2211
NAGPUR	2248
JALNA	2493
AMRAVATI	2629
AHMEDNAGAR	2643
LATUR	2961
AKOLA	3360
OSMANABAD	3432
JALGAON	3733
AURANGABAD	3855
BEED	4381
YAVATMAL	4618
NANDED	5165
HINGOLI	5748
CHANDRAPUR	8546

State Schemes 3rd Ins Pending

SINDHUDURG	23
RATNAGIRI	89
THANE	156
SATARA	206
KOLHAPUR	259
WARDHA	284
SANGLI	292
NAGPUR	354
BHANDARA	368
RAIGAD	447
PUNE	478
GONDIA	555
PALGHAR	573
SOLAPUR	591
WASHIM	695
AMRAVATI	786
NASHIK	825
NANDURBAR	840
AKOLA	956
PARBHANI	1018
GADCHIROLI	1032
BULDHANA	1078
AHMEDNAGAR	1197
DHULE	1241
JALGAON	1258
OSMANABAD	1275
HINGOLI	1485
YAVATMAL	1619
LATUR	1638
NANDED	1639
AURANGABAD	1665
CHANDRAPUR	1709
JALNA	1891
BEED	2933

राज्यपुरस्कृत आवास योजना ग्रामीण -हप्ते वितरण

Sr. No.	District	1st Installment (Daily Achievement)	1st Installment Remaining	2nd Installment (Daily Achievement)	2nd Installment Remaining	3rd Installment (Daily Achievement)	3rd Installment Remaining
1	HINGOLI	338	3590	16	5748	14	1485
2	AHMEDNAGAR	185	670	19	2643	7	1197
3	NANDED	75	2516	49	5165	63	1639
4	NAGPUR	172	3250	4	2248	1	354
5	AMRAVATI	146	2610	1	2629	1	786
6	JALGAON	24	1343	12	3733	23	1258
7	PARBHANI	17	635	10	2211	29	1018
8	CHANDRAPUR	52	3202	1	8546	0	1709
9	JALNA	28	874	10	2493	5	1891
10	YAVATMAL	33	2234	0	4618	3	1619
11	RAIGAD	21	1330	0	1037	1	447
12	OSMANABAD	7	1193	7	3432	3	1275
13	PUNE	0	584	3	826	14	478
14	BHANDARA	15	937	0	1354	0	368
15	KOLHAPUR	0	518	7	966	8	259
16	LATUR	1	1014	10	2961	1	1638
17	SANGLI	0	165	2	680	10	292
18	AURANGABAD	7	1940	2	3855	0	1665
19	NASHIK	6	1146	0	1456	3	825
20	WARDHA	1	360	3	893	4	284
21	NANDURBAR	0	1200	3	718	4	840
22	BULDHANA	2	467	1	1781	3	1078
23	SATARA	1	243	3	268	2	206
24	SOLAPUR	2	585	1	1358	3	591
25	PALGHAR	3	170	0	1621	2	573
26	GADCHIROLI	4	900	0	1467	0	1032
27	WASHIM	2	532	0	1447	2	695
28	AKOLA	0	737	3	3360	0	956
29	BEED	1	1379	1	4381	1	2933
30	DHULE	0	817	2	1899	0	1241
31	GONDIA	0	574	0	1383	0	555
32	RATNAGIRI	0	42	0	115	0	89
33	SINDHUDURG	0	5	0	52	0	23
34	THANE	0	911	0	272	0	156
	Total	1143	38673	170	77616	207	31455

प्रधानमंत्री आवास योजना ग्रामीण - Delayed Houses

■ पहिला हप्ता मिळाल्यानंतर १२ महिने उलटूनही अपूर्ण घरकुले
 ■ पहिला हप्ता मिळाल्यानंतर १८ महिने उलटूनही अपूर्ण घरकुले
 ■ पहिला हप्ता मिळाल्यानंतर १० दिवसानंतरही दुसरा हप्ता न मिळालेली घरकुले
 ■ दुसरा हप्ता मिळाल्यानंतर १० दिवसानंतरही तिसरा हप्ता न मिळालेली घरकुले
 ■ तिसरा हप्ता मिळाल्यानंतर १० दिवसानंतरही अपूर्ण घरांची संख्या

AHMEDNAGAR	2645	1546	3054	1699	32
AKOLA	4120	3170	3578	997	607
AMRAVATI	7422	4985	6825	1607	1048
AURANGABAD	3572	2112	4419	1354	658
BEED	4831	1786	6160	2152	596
BHANDARA	8143	4619	4139	1028	2907
BULDHANA	3727	1909	4164	1373	813
CHANDRAPUR	3612	1800	3068	937	644
DHULE	8924	3930	5708	2522	1887
GADCHIROLI	4238	2233	2003	1319	1226
GONDIA	1849	1509	2845	1382	180
HINGOLI	1935	641	2433	806	165
JALGAON	9769	6323	10600	2455	632
JALNA	2633	1027	3125	1673	449
KOLHAPUR	1981	632	1842	539	139
LATUR	1310	653	3161	860	96
NAGPUR	3218	2184	2482	852	634
NANDED	11967	8350	15226	3252	400
NANDURBAR	15406	9858	7265	5564	6072
NASHIK	7537	3373	4741	2343	1635
OSMANABAD	1975	564	1568	2416	15
PALGHAR	1739	567	1290	746	1077
PARBHANI	1257	669	4059	1254	129
PUNE	2576	1627	1888	710	595
RAIGAD	693	325	430	278	160
RATNAGIRI	346	29	259	192	130
SANGLI	3274	2099	2875	785	305
SATARA	709	268	629	412	250
SINDHUDURG	148	57	141	105	31
SOLAPUR	5567	4312	5207	1463	720
THANE	748	172	441	216	287
WARDHA	1195	683	951	498	234
WASHIM	1469	768	2195	1071	53
YAVATMAL	7658	3979	6387	2455	1990